


# Keysight Technologies

## CAN/LIN Measurements (Option AMS) for InfiniiVision Series Oscilloscopes

Data Sheet





## Introduction

### Debug the signal integrity of your CAN and LIN designs faster

The Keysight Technologies inc. InfiniiVision Series digital storage oscilloscopes (DSOs) and mixed signal oscilloscopes (MSOs) offer integrated serial triggering and hardware-accelerated protocol decoding solutions that give you the tools you need to efficiently and effectively debug your embedded automotive or industrial equipment designs. Option AMS provides extended CAN and LIN triggering and decoding in all four-channel DSOs and MSOs.

### Features:

- Integrated serial triggering for testing your CAN and LIN serial buses
- Real-time protocol decode update rates using hardware-accelerated protocol decoding
- Precision differential active probes
- Mixed-signal measurements across analog sensors, serial buses, and digital ECU signals
- Compatible with Segmented Memory option to capture and decode up to 2000 consecutive frames
- Automatic “Search and Navigations” (7000B only)

## Enhance your ability to capture random and infrequent error conditions

Keysight’s automotive serial bus options are based on hardware technology to provide real-time protocol decode update rates. Hardware-accelerated decoding enhances your ability to capture random and infrequent error conditions so that you can debug your automotive designs faster.

The Keysight CAN/LIN option on InfiniiVision Series scopes allows you to trigger on either standard or extended CAN message IDs, including the message ID of a remote transfer request frame. It supports triggering on a data frame, and allows you to specify message IDs, data and data length for filtering messages of interest. Triggering on active error frames as well as non-flagged “form” errors are also supported.

Decode information for the CAN and LIN buses is time-correlated with each specific digitized packet waveform. To make the information easier to interpret, the decoded serial data is provided in a color-coded format, as shown in Figure 1. With the real-time update of decoded frames, your ability to find random and infrequent signal integrity problems is greatly enhanced. In this particular screen image, we can see that the scope captured and displayed an error frame (ERR) color-coded in red – indicating an error caused by a system glitch coupling into the differential CAN signal.

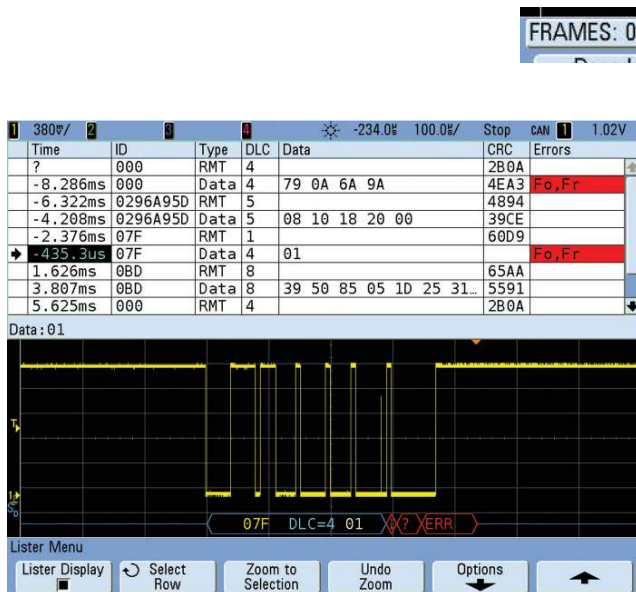


Figure 1. Random errors observed in CAN decode while triggering on data frame ID: 07F<sub>HEX</sub>

## Bus quality and efficiency totalize function

In addition to flagging CAN error frames in real-time, Option AMS also provides real-time CAN bus quality and efficiency measurements. The totalize function provides a complete count of all CAN frames, all active error frames (with %), all overload frames (with %), and a measure of bus utilization (in percent), sometimes called “bus load,” as shown in Figure 2. And with Keysight’s 7000B Series oscilloscope, you can also easily search and navigate within the protocol lister display to find and mark particular events of interest with direct time-correlation to the waveform display.

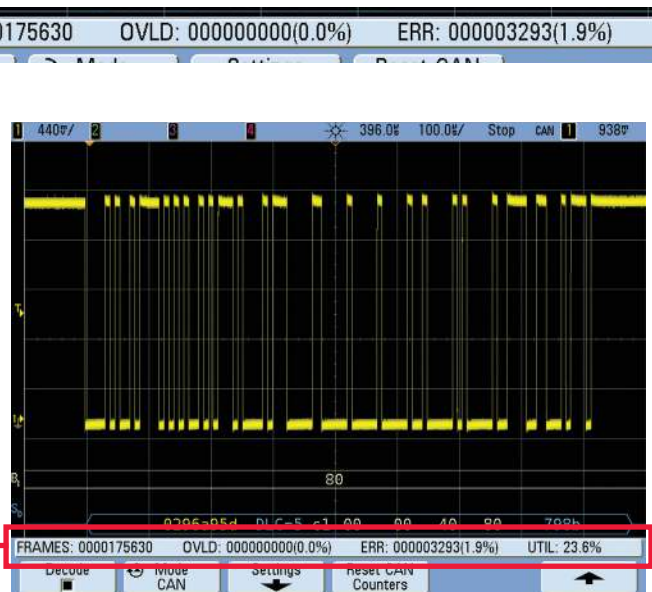


Figure 2. Real-time totalize functions provide CAN bus efficiency and quality measurement statistics.

## Segmented Memory captures more frames

The Segmented Memory Option for Keysight's InfiniiVision series oscilloscopes can optimize your scope's acquisition memory allowing you to capture more CAN and/or LIN frames using less memory. Segmented memory acquisition optimizes the number of packetized serial communication frames that can be captured consecutively by selectively ignoring (not digitizing) unimportant idle time between frames. And with a minimum 250 picosecond time-tagging resolution, you will know the precise time between each frame.

condition with the segmented memory acquisition mode turned on, the scope easily captures 1000 consecutive CAN error frames for a total acquisition time of 127.3 seconds. After acquiring the 1000 segments/CAN error frames, we can easily scroll through all frames individually to look for physical layer issues that may be inducing these errors.

Keysight's InfiniiVision series oscilloscopes are the only scopes on the market today that can not only acquire segments of up to four analog channels of acquisition, but also capture time-correlated segments on digital channels of acquisition (using an MSO model), along with hardware-based serial bus protocol decoding.

Figure 3 shows a CAN bus measurement with the scope setup to trigger on CAN error frames. Using this triggering

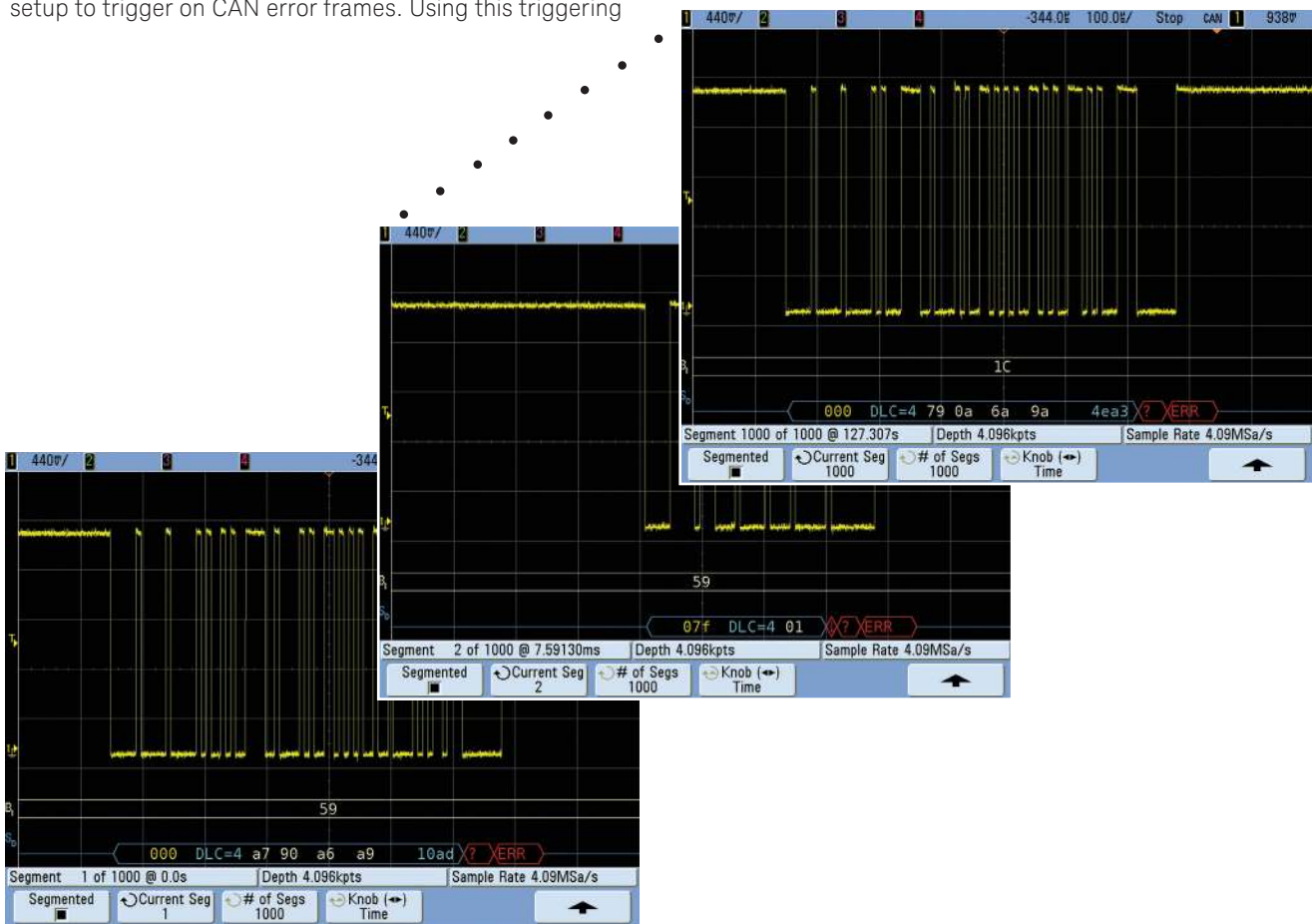


Figure 3. Capturing 1000 consecutive decoded CAN frames using segmented memory.

## Probe automotive signals with precision – even in environmental chambers

Signal integrity measurements on differential CAN signals require precision differential active probing. Keysight offers a range of differential active probes for various bandwidths and dynamic range applications.

For testing differential CAN signals on the bench or in the field, Keysight recommends either the N2791A, which is a 25 MHz 8-M $\Omega$  differential active probe or the N2792A, which is a 200 MHz 1-M $\Omega$  differential active probe.

If you need to connect to DB9-SubD connectors on your differential CAN bus, Keysight also offers the CAN/FlexRay DB9 probe head (Part number 0960-2926). This differential probe head, which is shown in the insert of Figure 5, is compatible with both the N2791A and N2792A differential active probes and allows you to easily connect to your CAN differential bus.

In addition to testing in a controlled environment, automotive embedded designs based on CAN technology must also be tested under simulated extreme conditions in environmental chambers. These extreme conditions may include testing ECUs and differential serial buses at temperatures exceeding 150° Celsius. Unfortunately, most differential active probes are not rated to operate at these extreme temperatures.

For extreme temperature testing applications, Keysight recommends the InfiniiMax 1130A Series differential active probe. With the unique electrical and physical architecture of the 1130 Series InfiniiMax active probes, the N5450A extreme temperature cable extension kit can be used to extend and displace the probe's active amplifier to be outside of an environmental chamber (see Figure 6). With this configuration, InfiniiMax' passive probe heads can be connected to test points within the chamber with temperatures ranging from -55 to +155 °C.



Figure 5. Keysight's N2792A 200-MHz differential active probes.



Figure 6. The Extreme Temperature Cable Extension Kit (N5450A) allows differential active probing within environmental chambers at extreme temperatures using 1130A InfiniiMax probe system.



Figure 4. Keysight N2791A 25 MHz differential active probe.

## Easily make automotive mixed-signal measurements

Today's automotive designs include a combination of analog, digital, and serial bus signals. The automotive embedded designer often needs to time-correlate signal activity across analog sensors, serial communication, and digital control and I/O signals within ECUs. Keysight InfiniiVision Series MSOs are the perfect fit for verifying and debugging these types of designs. Keysight MSOs that support automotive serial bus applications provide four channels of analog acquisition and up to sixteen channels of logic signal acquisition, as shown in Figure 8.



Figure 8. Mixed-signal measurements in a mix-signal automotive system using an MSO

## Battery operation

Evaluating CAN/LIN bus signal fidelity with an “un-tethered” oscilloscope requires a scope that performs CAN and LIN measurements under battery operation. Keysight InfiniiVision MSO6000 series oscilloscopes are the only battery-operated oscilloscopes on the market today that also support CAN and LIN, measurements. In addition to direct internal battery operation, the MSO6000 oscilloscopes can also be powered from an automobile's 12 V battery using an optional power adapter.




Figure 9. Making remote CAN and LIN measurements with Keysight's battery option for InfiniiVision Series scopes.

**CAN specifications/characteristics (N5424A or Option AMS)**

CAN source	Analog channels 1, 2, 3, or 4
Baud rates	10 kbps up to 1 Mbps (user-selectable)
Triggering	Start-of-frame (SOF) <sup>1</sup> Remote frame ID (RMT) Data frame ID (~RMT) Remote or data frame ID Data frame ID and data Error frame ID length: 11 bits or 29 bits (extended)
Color-coded, hardware-accelerated decode	Frame ID (hex digits in yellow) Remote frame (RMT in green) Data length code (DLC in blue) Data bytes (hex digits in white) CRC (hex digits in blue = valid, hex digits in red = error) Error frame (bi-level bus trace and ERR message in red) Overload frame ("OVRLD" in blue) Idle bus (high bus trace in white) Active bus (bi-level bus trace in dark-blue)
Totalize function	Total frames Total overload frames Total Error frames Bus utilization

<sup>1</sup> Standard CAN triggering in all Keysight 6000 Series oscilloscopes

**LIN specifications/characteristics (N5424A or Option AMS)**

LIN source	Analog channels 1, 2, 3, or 4 Logic channels D0 – D15
LIN standards	LIN 1.3 or LIN 2.0
Signal types	LIN single-ended Tx Rx
Baud rates	2400 bps, 9600 bps, 10.4 kbs, 19.2 kbs, 115.2 kbs or 625 kbs (user-selectable)
Triggering	Sync break <sup>1</sup> Frame ID (0X00 <sub>HEX</sub> to 0X3F <sub>HEX</sub> ) Frame ID AND Data
Color-coded, hardware-accelerated decode	Frame ID (6-bit hex digits in yellow) Frame ID and optional parity bits (8-bit hex digits in yellow) Data bytes (hex digits in white) Lin 2.0 check sum (hex digits in white) Lin 1.3 check sum (hex digits in blue = valid, hex digits in red = error) Sync error ("SYNC" in red) T <sub>Header-Max</sub> ("THM" in red) T <sub>Frame-max</sub> ("TFM" in red) Parity error ("PAR" in red) LIN 1.3 wake-up error ("WUP" in red) Lin 1.3 idle bus (high bus trace in white) Active bus (bi-level bus trace in dark-blue)

<sup>1</sup> Standard LIN triggering in all Keysight 6000 Series oscilloscopes

## Ordering information

Option AMS (CAN/LIN) is compatible only with 4-channel DSOs and 4+16 channel MSO models in the InfiniiVision Series oscilloscopes, including the 5000, 6000, and 7000 Series scopes.

If you already own a 4-channel InfiniiVision Series DSO or MSO and would like to upgrade your scope to support CAN and LIN measurements, order the N5424A after-purchase upgrade kit.

Factory-installed option number	User-installed option number	Description
Option AMS	N5424A	CAN/LIN triggering and decode (4 and 4+16 channel models only)
Option FLX	N5432C	FlexRay triggering and decode (4 and 4+16 channel models only)
Option LSS	N5423A	I <sup>2</sup> C/SPI triggering and decode (4 and 4+16 channel models only)
Option 232	N5457A	RS-232/UART triggering and decode (4 and 4+16 channel models only)
Option SND	N5468A	I2S triggering and decode (4 and 4+16 channel models only)
Option SGM	N5454A	Segmented Memory
Option LMT	N5455A	Mask testing
	N2791A	25-MHz differential active probe
	N2792A	200-MHz differential active probe
	0960-2926	CAN/FlaxRay DB9 Probe Head (compatible with N2791A and N2792A)
	1130A	InfiniiMax 1.5-GHz differential active probe (probe heads must be ordered separately)
	N5450A	Extreme Temperature Cable Extension Kit for 1130A InfiniiMax probes

Note that additional options and accessories are available for Keysight InfiniiVision Series oscilloscopes. Refer to the appropriate 5000, 6000, or 7000 Series data sheet for ordering information about these additional options and accessories, as well as ordering information for specific oscilloscope models.




## Related literature

<b>Publication title</b>	<b>Publication type</b>	<b>Publication number</b>
<i>Keysight InfiniiVision 7000 Series Oscilloscopes</i>	Data sheet	5990-4769EN
<i>Evaluating Oscilloscope Segmented Memory for Serial Bus Applications</i>	Application note	5990-5817EN
<i>Using a Keysight InfiniiVision MSO to Debug an Automotive CAN Bus</i>	Application note	5989-5049EN
<i>Evaluating Oscilloscopes for Best Waveform Update Rate</i>	Application note	5989-7885EN
<i>Evaluating Oscilloscopes to Debug Mixed-Signal Designs</i>	Application note	5989-3702EN
<i>Evaluating Oscilloscope Bandwidths for your Applications</i>	Application note	5989-5733EN
<i>Evaluating Oscilloscope Sample Rates vs. Sampling Fidelity</i>	Application note	5989-5732EN
<i>Evaluating Oscilloscope Vertical Noise Characteristics</i>	Application note	5989-3020EN
<i>Extending the Range of Keysight InfiniiMax Probes</i>	Application note	5989-7587EN

## Product Web site

For the most up-to-date and complete application and product information, please visit our product Web site at: [www.keysight.com/find/scopes](http://www.keysight.com/find/scopes)



## Keysight Technologies Oscilloscopes

Multiple form factors from 20 MHz to > 90 GHz | Industry leading specs | Powerful applications

**myKeysight**

**myKeysight**

[www.keysight.com/find/mykeysight](http://www.keysight.com/find/mykeysight)

A personalized view into the information most relevant to you.



[www.lxistandard.org](http://www.lxistandard.org)

LAN eXtensions for Instruments puts the power of Ethernet and the Web inside your test systems. Keysight is a founding member of the LXI consortium.



**Three-Year Warranty**

[www.keysight.com/find/ThreeYearWarranty](http://www.keysight.com/find/ThreeYearWarranty)

Keysight's commitment to superior product quality and lower total cost of ownership. The only test and measurement company with three-year warranty standard on all instruments, worldwide.



**Keysight Assurance Plans**

[www.keysight.com/find/AssurancePlans](http://www.keysight.com/find/AssurancePlans)

Up to five years of protection and no budgetary surprises to ensure your instruments are operating to specification so you can rely on accurate measurements.



[www.keysight.com/quality](http://www.keysight.com/quality)

Keysight Technologies, Inc.

DEKRA Certified ISO 9001:2008

Quality Management System

**Keysight Channel Partners**

[www.keysight.com/find/channelpartners](http://www.keysight.com/find/channelpartners)

Get the best of both worlds: Keysight's measurement expertise and product breadth, combined with channel partner convenience.

[www.keysight.com/find/CAN-LIN](http://www.keysight.com/find/CAN-LIN)

For more information on Keysight Technologies' products, applications or services, please contact your local Keysight office. The complete list is available at: [www.keysight.com/find/contactus](http://www.keysight.com/find/contactus)

**Americas**

Canada	(877) 894 4414
Brazil	55 11 3351 7010
Mexico	001 800 254 2440
United States	(800) 829 4444

**Asia Pacific**

Australia	1 800 629 485
China	800 810 0189
Hong Kong	800 938 693
India	1 800 112 929
Japan	0120 (421) 345
Korea	080 769 0800
Malaysia	1 800 888 848
Singapore	1 800 375 8100
Taiwan	0800 047 866
Other AP Countries	(65) 6375 8100

**Europe & Middle East**

Austria	0800 001122
Belgium	0800 58580
Finland	0800 523252
France	0805 980333
Germany	0800 6270999
Ireland	1800 832700
Israel	1 809 343051
Italy	800 599100
Luxembourg	+32 800 58580
Netherlands	0800 0233200
Russia	8800 5009286
Spain	0800 000154
Sweden	0200 882255
Switzerland	0800 805353
	Opt. 1 (DE)
	Opt. 2 (FR)
	Opt. 3 (IT)
United Kingdom	0800 0260637

For other unlisted countries:  
[www.keysight.com/find/contactus](http://www.keysight.com/find/contactus)  
 (BP-07-10-14)